

ALANDALOSIA

FOR AIR OUTLET



CATALOGUE **NO 11**

ACCESS PANEL



Air Outlet

Andalosalosia

OUR PRODUCTS

SELECTION GUIDE

- 1- SQUARE CEILING DIFFUSER
- 2- ROUND CEILING DIFFUSER
- 3- SWIRL DIFFUSER
- 4- PERFORATED CEILING DIFFUSER
- 5- LINEAR SLOT DIFFUSER
- 6- LINEAR CEILING DIFFUSER
- 7- LINEAR BAR GRILL
- 8- REGISTER
- 9- FLOOR & PERFORATED FLOOR GRILL
- 10- TRANSFER GRILL

11- ACCESS PANEL

- 12- LOUVER
- 13- SAND TRAP LOUVER
- 14- JET NOZZLE
- 15- BALL JET NOZZLE
- 16- DRUM JET NOZZLE
- 17- DISC VALVE
- 18- NON RETURN DAMPER (SHUTTER)
- 19- VOLUME DAMPER
- 20- FIRE DAMPER
- 21- SMOKE DAMPER
- 22- DUCT ACCESS DOOR

....



Air Outlet

Andalousia

INTERTEK

INTRODUCTION


Access panels are built-in accessories for ceiling. They are planted in various areas of the suspended ceiling, shaft walls or drywall partitions that requires access for constant adjustments, inspections and revisions.

Ventilation ducts, electrical control outlets.

This panel is designed to fit into the structural membrane of jointless plaster-board ceiling systems, it is supplied with a beaded frame to allow for tape and jointing on site and comes complete with a fully removable flush door.

It is inserted directly into a pre-cut hole through.

ACCESS PANELS



TYPES

ALUMINIUM HINGED EGGCRATE

MODEL :



INTRODUCTION

- Comprising a core with over 90 % free area with square mech vanes.
It may be installed in wall or ceiling .
It may also be used as Return grill or Access panel
On many application such as AHU , FCU , ...etc.

SPECIFICATION

FRAME

Extruded aluminium frame.

CORE

Extruded aluminium mech (1/2" * 1/2") of depth : 13.5 mm

SIZES For single section

Minimum: 100mm x 50mm
Maximum: 2900mm x 2900mm

FILTER

May be fiber or aluminum or cloth

FREE AREA Approx 90%

FINISH

Mill aluminium or powder coated.



ALUMINIUM HINGED CURVED BAR



INTRODUCTION

- aluminium construction access panel with hinge and closing nut.
It may be installed in wall or ceiling .
It may also be used as Return grill or Access panel.
On many application such as AHU,FCU ...etc.

SPECIFICATION

FRAME

Extruded aluminium frame.

CORE

Extruded aluminium profile.

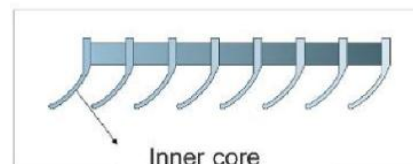
SIZES For single section

Minimum: 100mm x 50mm

Maximum: 2900mm x 2900mm

FINISH

Mill aluminium or powder coated.



GYPSUM BOARD ACCESS PANEL

MODEL :



■ SPECIFICATION

FRAME

Strong aluminum frame.

GYPSUM BOARD

Moisture-resistant gypsum : 12.5mm
framed by a small aluminum profile
hinged to the strong frame.

SIZES For single section

Minimum: 100mm x 50mm
Maximum: 2900mm x 2900mm

FINISH

Mill aluminium or powder coated.
Free area Approx 90%

■ FEATURES

- High class quality, perfect design, light weight but strong bearing capacity, no rusting and keeping forms.
- Mildew resistant, corrosion proof.
- Easy and quick installation, fixing by screws or clips.
- Available in ceiling maintenance panel with sealing strips between inner and outer frames.

REMOVABLE CORE ACCESS PANEL



REMOVABLE CORE ACCESS PANEL

Overlapped in false ceiling by means of hidden fixing systems.
It could be used as return Grill or Access panel for AHU , FCU.

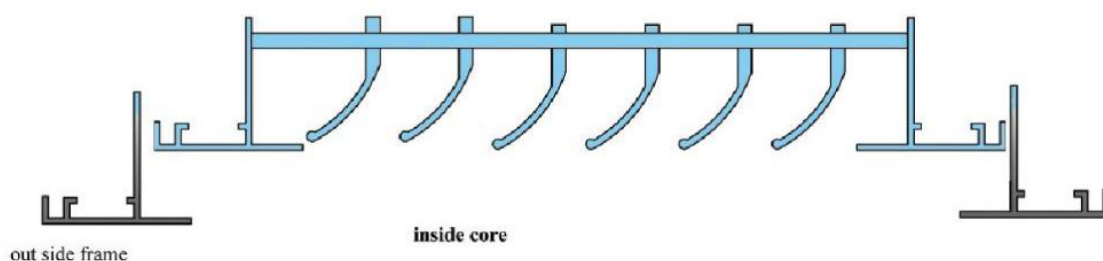
■ SPECIFICATION

FRAME

Extruded aluminium profile .

CORE

Extruded aluminium .



1

SIZES

From (100×100) to (1800×1800)
All dimensions in (mm) .

FINISH

Standard finish for aluminium mill or powder coated .